



eduroam AU AdminTool User Guide

Author: Neil Witheridge

Date: 4th June 2020

Version: 1.0

About this Guide

This guide describes public information available via the eduroam AU AdminTool, with the target audience being for general Users of eduroamI.

Contents

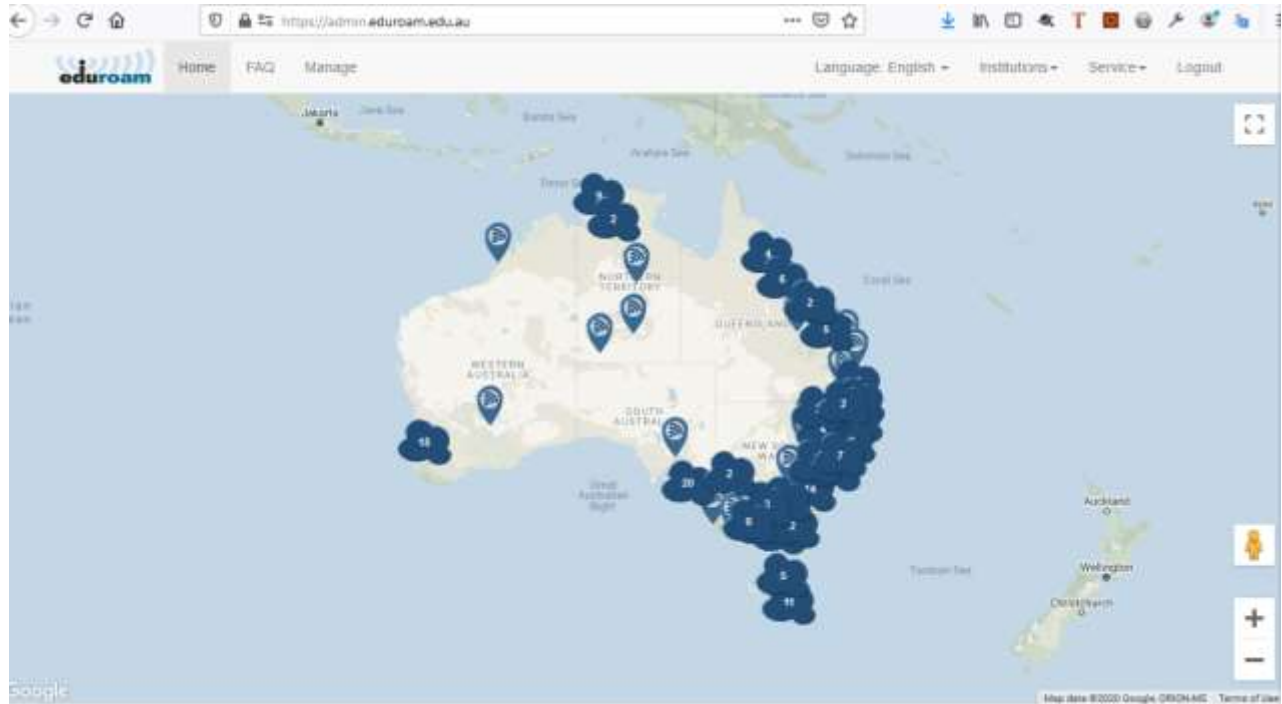
Overview	2
Home Page	2
Menu Options	2
Participant Information	3
Closest eduroam	4
World eduroam	5
Administrative Purpose of the eduroam AU AdminTool	5
eduroam Configuration Assistant Tool (CAT)	6

Overview

The public interface of the eduroam AU AdminTool provides general information on the eduroam AU service. The public interface is available via <https://admin.eduroam.edu.au/>

Home Page

The home page provides a map of the institutions participating in eduroam AU. Click on the clouds to zoom in.



Menu Options

Menu options providing public information are:

FAQ: Provides a link to the www.eduroam.edu.au eduroam FAQ page.

Institutions->Management: Provides information for institutional administrators on accessing the management pages and information related to the authentication requirements.

Institutions->Participants: List of eduroam AU institutional participants.

Service->Closest eduroam: Provides a map of the closest eduroam Service Provider institution to your current location or a location you enter.

Service->World eduroam: Provides a map of eduroam locations globally (the data for this map is sourced from the global database, hence only covers those institutions for which data has been added)

Participant Information

Eduroam users can access information on eduroam AU participants via the *Institutions->Participants* menu item.

The URL information for institutions *should* be:

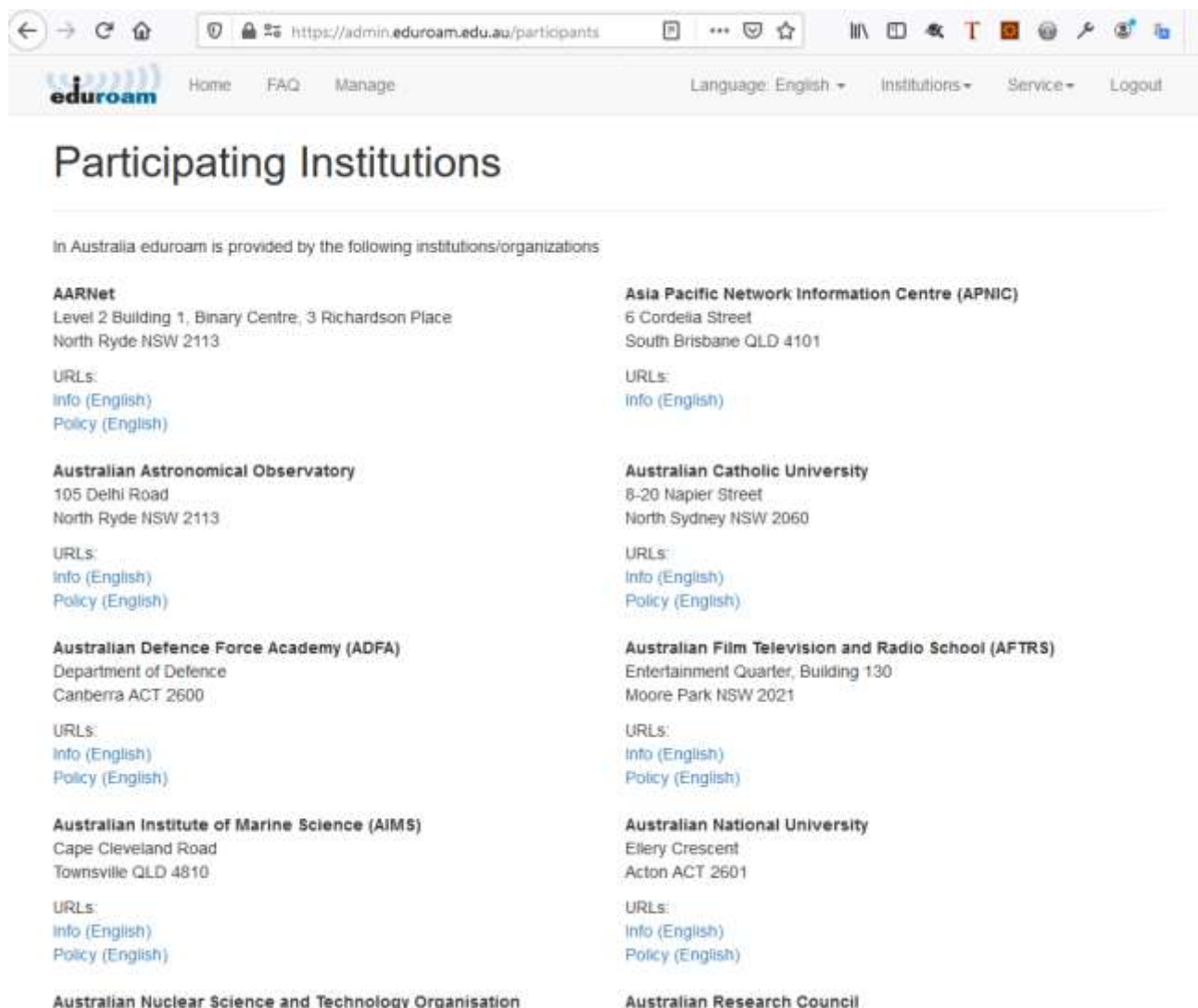
Info: The institution's eduroam webpage

The institutions's eduroam webpage contains useful information including the institution's participation in (e.g. whether IdP+SP, or IdP-only, or SP-only), the institution's deployment of eduroam from a network capabilities perspective, and provide a link to local support.

Policy: The institutions network Acceptable Use Policy (AUP)

Users are required to comply with their home institution's network AUP, however they should read and comply with the visited institution's AUP.

Basic information is provided for each participating institution.

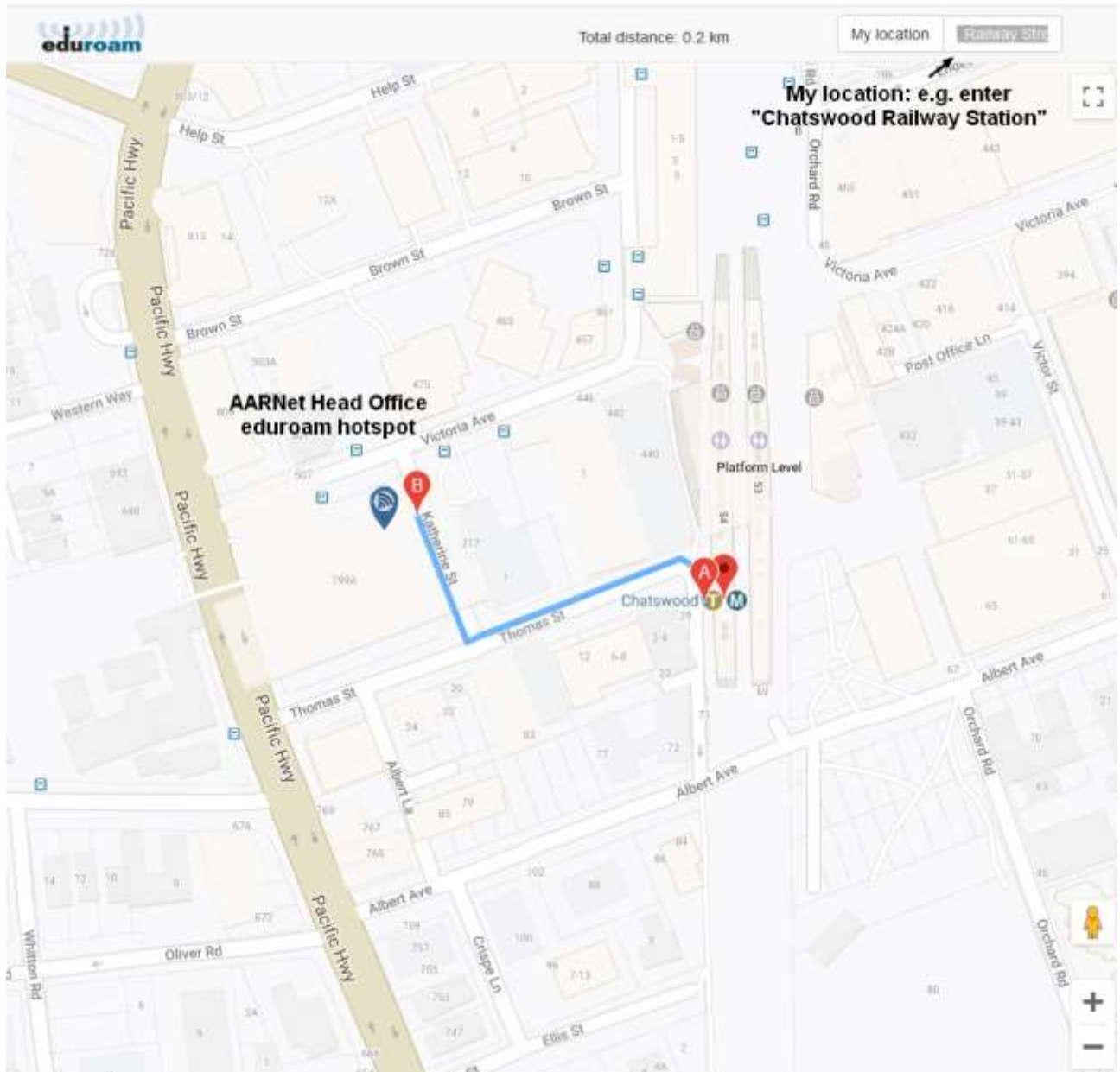


The screenshot shows a web browser window with the URL `https://admin.eduroam.edu.au/participants`. The page title is "Participating Institutions". Below the title, it states "In Australia eduroam is provided by the following institutions/organizations". The page lists 12 institutions in a two-column grid. Each entry includes the institution's name, address, and two links: "Info (English)" and "Policy (English)".

<p>AARNet Level 2 Building 1, Binary Centre, 3 Richardson Place North Ryde NSW 2113</p> <p>URLs: Info (English) Policy (English)</p>	<p>Asia Pacific Network Information Centre (APNIC) 6 Cordelia Street South Brisbane QLD 4101</p> <p>URLs: Info (English)</p>
<p>Australian Astronomical Observatory 105 Delhi Road North Ryde NSW 2113</p> <p>URLs: Info (English) Policy (English)</p>	<p>Australian Catholic University 8-20 Napier Street North Sydney NSW 2060</p> <p>URLs: Info (English) Policy (English)</p>
<p>Australian Defence Force Academy (ADFA) Department of Defence Canberra ACT 2600</p> <p>URLs: Info (English) Policy (English)</p>	<p>Australian Film Television and Radio School (AFTRS) Entertainment Quarter, Building 130 Moore Park NSW 2021</p> <p>URLs: Info (English) Policy (English)</p>
<p>Australian Institute of Marine Science (AIMS) Cape Cleveland Road Townsville QLD 4810</p> <p>URLs: Info (English) Policy (English)</p>	<p>Australian National University Ellery Crescent Acton ACT 2601</p> <p>URLs: Info (English) Policy (English)</p>
<p>Australian Nuclear Science and Technology Organisation</p>	<p>Australian Research Council</p>

Closest eduroam

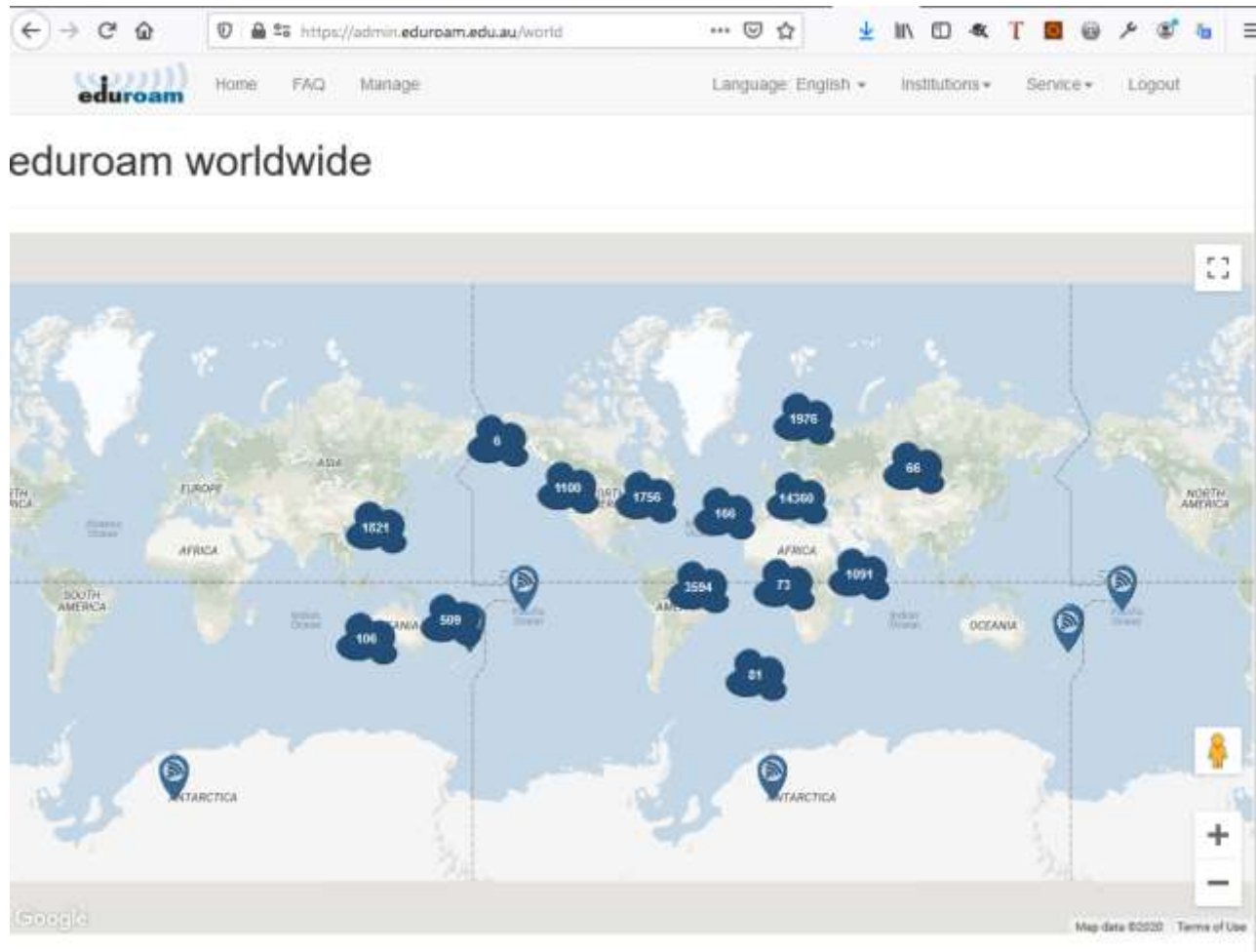
The *Service->Closest eduroam* menu item provides information on the closest eduroam hotspot to your current location, or to a location you enter.



World eduroam

The Service->World eduroam menu item is used to display a map of eduroam locations globally.

This map is updated regularly to reflect the current content of the eduroam Global Database.



Administrative Purpose of the eduroam AU AdminTool

As a global service with trust between participants based on compliance with eduroam global policy, it is important that national eduroam operators (e.g. AARNet for eduroam AU) provide the ability for institutions globally to have their eduroam deployment data shared via the global database.

The eduroam AU AdminTool provides the administrative interface for this purpose for Australian institutions.

If users observe that data available via the public interface is incomplete or incorrect, they are encouraged to submit a support request to their institution, or to submit a support request to support@eduroam.edu.au.

eduroam Configuration Assistant Tool (CAT)

The information entered by institutional eduroam administrators is used to configure the eduroam Configuration Assistant Tool which may be used by end-users to configure their mobile devices.

Use of standard scripts is of benefit from a security perspective, as authentication of the home institution RADIUS server is configured by default.

The CAT tool is available at <https://cat.eduroam.org>

Refer to the eduroam CAT user guide at <https://www.eduroam.edu.au/content/uploads/2017/11/CATUserGuide.pdf> .

Feedback on this document should be emailed to support@eduroam.edu.au